Briefing note

November 2026

# Bill shocks and blackouts: The impact of gas, nuclear and coal on Victoria's energy costs and security

## Shared overview

We don't have time for a culture war on energy in Victoria.

In recent months, several alternative energy policies have been put to Victorians without the detail people need to understand the impact on the state's economy, energy bills and business costs. The wrong choice will be devastating for the state's economy and bill shocks from poor energy policy will be felt immediately by Victorian households and businesses.

The stable, cheap and readily available energy that underpinned the state's prosperity is no longer stable or cheap. Very soon it will no longer even be available. The cheap brown coal and cheap offshore gas that have powered Victoria for decades are disappearing fast.

Nuclear, coal and new gas are all unviable ways to protect the state's future prosperity. Rather than switching lanes, Victoria should double down on the solutions that will restore access to cheap, stable and reliable energy for decades to come.

Whether we like it or not, brown coal power stations will close. As they age, they become expensive, unreliable and unsafe. Yallourn, the first of three scheduled coal power station closures, will close in 2028. Its owner is committed to shut on time, and has already retired essential equipment from the mine. There is no real chance of extending its life. A new brown coal power station and mine to replace it would be ruinously expensive.

Victoria's cheap Bass Strait gas has all but run out and there is no known source in the state to replace it. Victoria was once a major exporter of gas to other states. Now offshore supply is collapsing, and by 2030 the state will likely use far more gas than it produces. While gas use is dropping, supply is dropping much faster. Victoria is a very heavy user of gas, and there is no prospect of finding a cheap new supply. We must either shift off gas or face far higher energy bills.

This series of briefing notes unpacks the intractable hurdles facing anyone trying to push Victoria off its current path of renewable energy and electrification.

# Briefing note

November 2026

# Bill shocks and blackouts: The impact of gas, nuclear and coal on Victoria's energy costs and security

## Gas

### Victoria's gas fields are rapidly running out

For 20 years, Victoria has been a major gas exporter to other states. Within the next term of government, as the supply of cheap gas runs out Victoria will begin importing large volumes of gas from interstate, most of it far more expensive than the state has depended on in the past. Developing new sources of gas takes many years. There is no chance of new sources of supply changing the amount of gas available in the near future. Only large-scale replacement of gas appliances with electric ones is able to reduce the coming bill shock for Victorians.

In the chart below, Victoria's past and future gas production from Bass Strait (bars) is compared to actual and expected future gas use (line). Gas use exceeds gas supply from 2029, and vastly outpaces it by the time of the next state election in 2030.

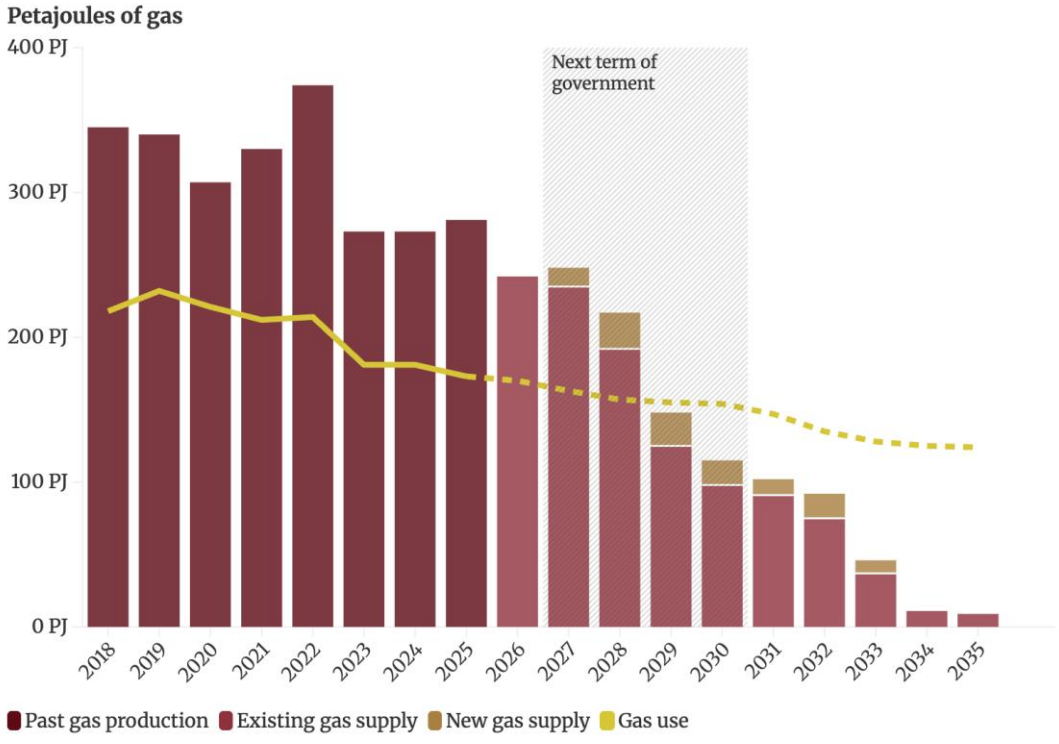


Data source: AEMO, Victorian Gas Planning Report Update 2026. Historical data from previous reports.

## Key facts

1. The cheap gas that built Victoria's past prosperity is quickly running out, and there is no evidence that the state has meaningful gas resources elsewhere to

**replace it. Victoria will become an importer of gas for the first time during the next term of government.**

2. **Victorian households use far more gas than any other state, even colder Tasmania. With a supply crunch looming, Victorians are already paying 62% more for gas each year than five years ago, with worse to come. Meanwhile, retail electricity prices have risen just 18% over the same period.**

3. **We know Victorians can live well on less gas, because all other states already do. Households that have electrified under Victoria's existing programs have saved $185 million over the past three years and are insulated from future gas price shocks for good.**

4. **Victoria will likely lean more heavily on gas-fired electricity over the next few years, but in the long term its role will remain small and will shrink. Gas-fired electricity is expensive. The less we use, the better for Victorian households and businesses.**

## Victoria's gas fields are running out. The cheap gas is gone. There is no known cheap gas to replace them.

- **Victorians have relied on cheap gas from Bass Strait since the late 1960s.**[1] Gas was first developed in Bass Strait, off the coast of Gippsland. It replaced the expensive and dangerous manufactured gas in use at the time.[2] The availability of cheap gas helped Victorians build their lives and livelihoods. That era has now passed.

- **Victorians quickly switched to cheap gas once it became available.** Today Victorian households use more than three times as much gas per person than any other state in the country, including Tasmania with a colder climate.[1] Victorian industry also made the switch, with the state being one of the largest industrial gas users in the country.[1] Victorians now rely heavily on a fuel in short supply.

- **Victoria has been a major supplier of gas to other states since the early 2000s.** After pipelines were built connecting Victoria to its neighbouring states, it immediately began exporting gas across borders.[3] Every year since, Victoria has exported more gas to other states than it has used,[1] and it is Australia's largest interstate exporter of gas by far.[4] Unlike Queensland, Victoria has no overseas gas export capacity.

- **Victorian gas use is already falling, though not yet fast enough.** Between 2018 and 2025, Victoria gas use fell by 20% despite sustained population and economic growth.[5]

In the next seven years, it is expected to fall by the same amount again, as Victorian households and businesses continue to electrify.[5]

- **Gas in Victoria's Gippsland and Otways basins is quickly running out.** Forecasts of available gas in the Bass Strait basins show that Victoria's annual gas production will fall below its annual consumption within the next four years.[5] In that time, Victoria's annual gas production will have fallen far below gas use in the state.[5]

- **Despite ongoing efforts by industry and the Victorian Government,there are no known new sources of cheap gas in Victoria.** As shown in the chart on the first page, gas production in the state is collapsing fast. Exploration for new cheap onshore gas has so far come up empty.[5,6] Unconventional gas exploration has likewise been largely unsuccessful, with claimed discoveries speculative at best.[7,8] These resources are so speculative that they are not even mentioned in the federal government's annual Australian Energy Commodity Resources compendium.[9]

- **Victoria has never limited offshore gas development, and this is where all its gas has come from.** In 2012, the Victorian Coalition Government banned all forms of onshore gas exploration and development.[10] That ban was largely lifted by the Victorian Labor Government in 2020,[10] though retained for certain types of onshore gas development, including fracking.[11] There has never been a ban on offshore gas exploration or production.[5,9] The resource is declining because it has all but run out.

- **While Victoria has very large volumes of coal, it is the wrong kind to support significant coal seam gas formation.** Coal seam gas most often forms alongside and within deep, old coal seams:

    - **Victorian coal is too young.** Victoria's coal is lignite, or brown coal, and as young as just 23 million years old.[12] This is far too young to hold large volumes of coal seam gas. By comparison, Queensland's older, higher quality coal is 150–250 million years old.[13] This age allows large volumes of methane to form in gassy seams.

    - **Victorian coal is too shallow.** For coal seam gas to accumulate, the seam must be capped – usually by enormous underground aquifers[14] – to hold the methane in place over millions of years. Victorian coal seams are as little as five metres below the surface,[15] with no cap. This gives any small amounts of methane that do form in the seam through biological processes ample opportunity to escape to the surface.

- **Other forms of unconventional gas may be present in Victoria, but their existence has not been proved.** While exploration and development of tight and shale gas has recently been banned in Victoria,[11] exploration was permitted for 15 years before that.[16] This exploration produced no clear evidence that the state holds meaningful quantities of unconventional gas that could be developed at a reasonable price.

- **Even if new cheap sources of gas were discovered today, they would arrive too late to cushion the coming gas bill shock.** Developing a new, previously unknown gas field takes at least 10–15 years from exploration to delivery, even if "fast-tracked". This is too late to manage a crisis that is expected to hit Victorian consumers in the next four years.

## Victorian households lean heavily on gas. This makes us vulnerable to future price shocks.

- **Cheap, plentiful gas has made Victorian households heavy users.** In 2024-25, Victorians used an average of 11.8 gigajoules of gas per person per year to heat their homes, fuel their hot water systems and cook their food.[1] Around four in five Victorian homes are connected to mains gas, and most use it heavily. By comparison, South Australia and New South Wales, statistically in equal second, used an average of just 3.44 or 3.45 gigajoules per person: less than a third as much. Tasmania shows that you can live well on very little gas in an even colder climate, with just 0.73 gigajoules per person per year.

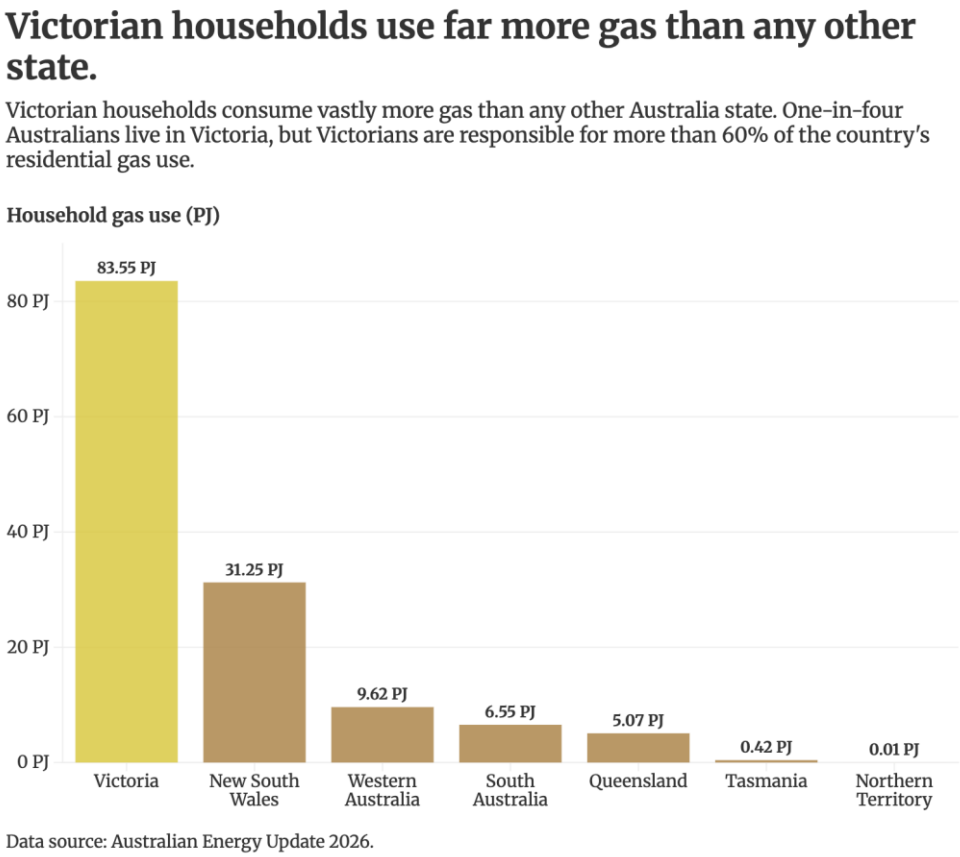


| State | Per person residential gas use | Share of state gas demand used by households |
|---|---|---|
| Victoria | 11.82 GJ per person | 42.27% |
| South Australia | 3.45 GJ per person | 9.21% |
| NSW (incl. ACT) | 3.44 GJ per person | 25.57% |
| Western Australia | 3.16 GJ per person | 1.42% |
| Queensland | 0.89 GJ per person | 1.79% |
| Tasmania | 0.73 GJ per person | 4.79% |
| Northern Territory | 0.03 GJ per person | 0.01% |

Data source: Australian Energy Update 2026.[1]

- **Other states' lower reliance on gas at home shows it is possible to live well on less.** As Victorians, our over-reliance on gas feels normal, but it is unusual by Australian standards. We know Victorian households can live well on less gas, because every other state already does.

- **Victorian households' heavy reliance on gas is a burden for the state in an era of dwindling supply.** Victorian household gas use makes up 42.27% of all the gas used in the state, higher than any other state, both in volumes and as a share.[5] Victorian households account for more than 60% of the country's residential gas demand.[5]

- **Victoria's wholesale gas price is volatile and has risen sharply in recent years.** When gas prices rise, Victorian households are hardest hit because they rely on it so heavily. Between 2015–16 and 2025–26 wholesale gas prices of doubled in Victoria.[17]

**Victoria's wholesale gas price has risen dramatically**

Between 2015–16 and 2025–26, the wholesale price of gas in Victoria has more than doubled: from $4.99 per gigajoule to $10.77 per gigajoule.

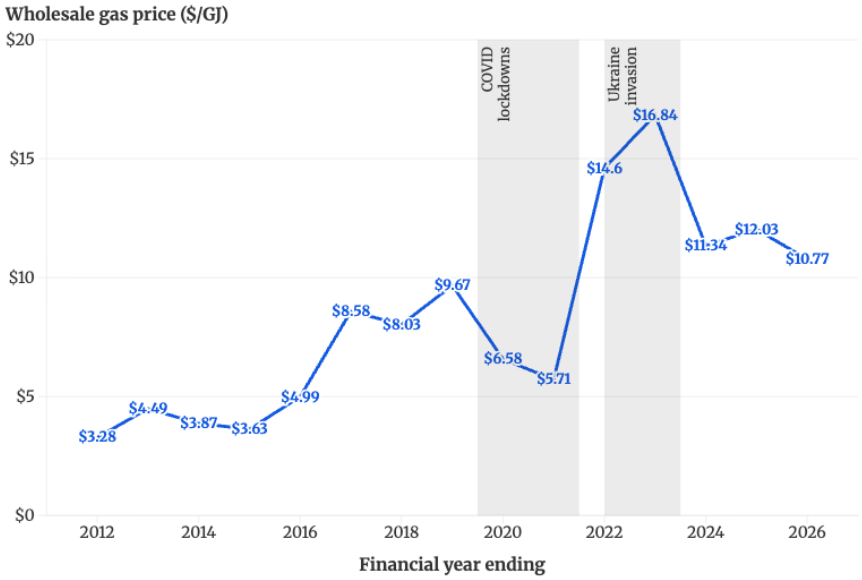


Data source: Australian Energy Regulator 2026.

- **In the past five years, retail gas prices for Victorian households have risen 62%, far outpacing the 18% increase in electricity prices.** Across Victoria's three gas networks, the average household paid $1,376 per year for gas in 2020–21.[18] Today the same household is paying $2,229 per year. Annual electricity bills were $1,287 in 2020–21 and are today $1,527.[18]

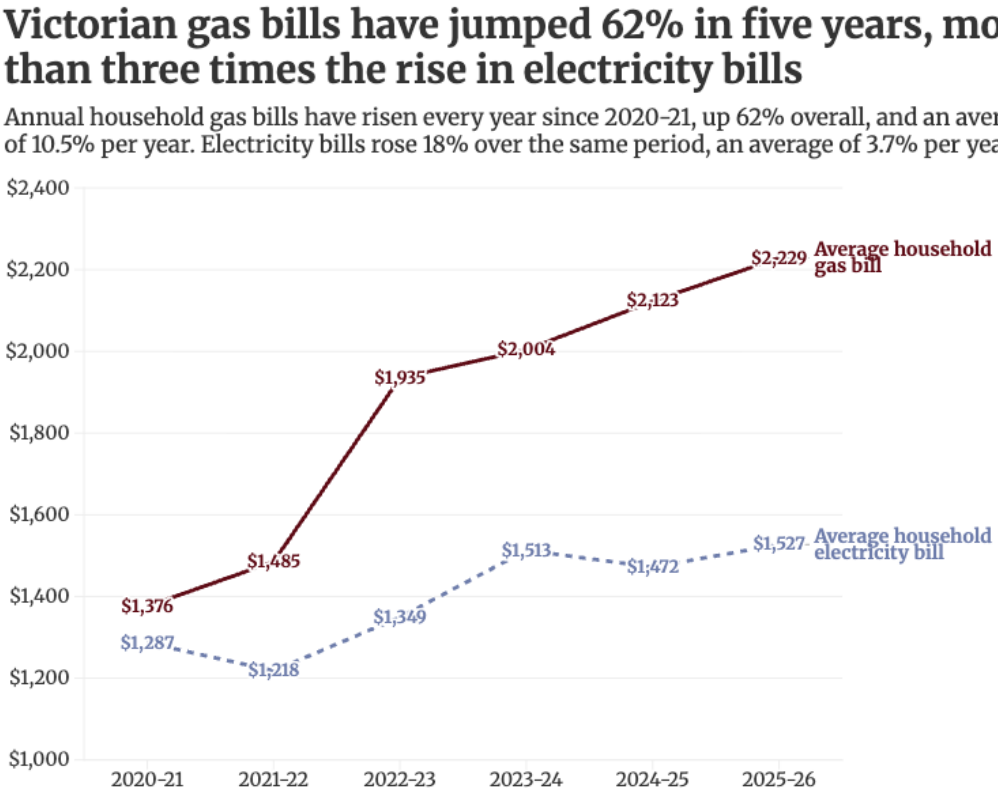


Data for Gippsland and Eastern Victoria | Data for Western Victoria

- **Electrification has saved households in Victoria $185 million over the past three years.** Continuing the current rate of electrification would save Victorian households up to $6.6 billion by 2040.[19] Abandoning it would mean giving up these savings, and paying more for imported gas from interstate.

## Gas plays a very small, expensive and shrinking role in the electricity sector. The more we can avoid gas-fired electricity, the cheaper energy bills will be for all Victorians.

- **The role of gas in Australia's electricity network is small and shrinking.** Over the past decade, gas use in the east coast electricity sector has fallen sharply as record amounts of wind, solar and batteries have eaten into the market for both coal and gas.[20] In the last financial year, gas use in the east coast electricity sector hit an all-time low.[20]

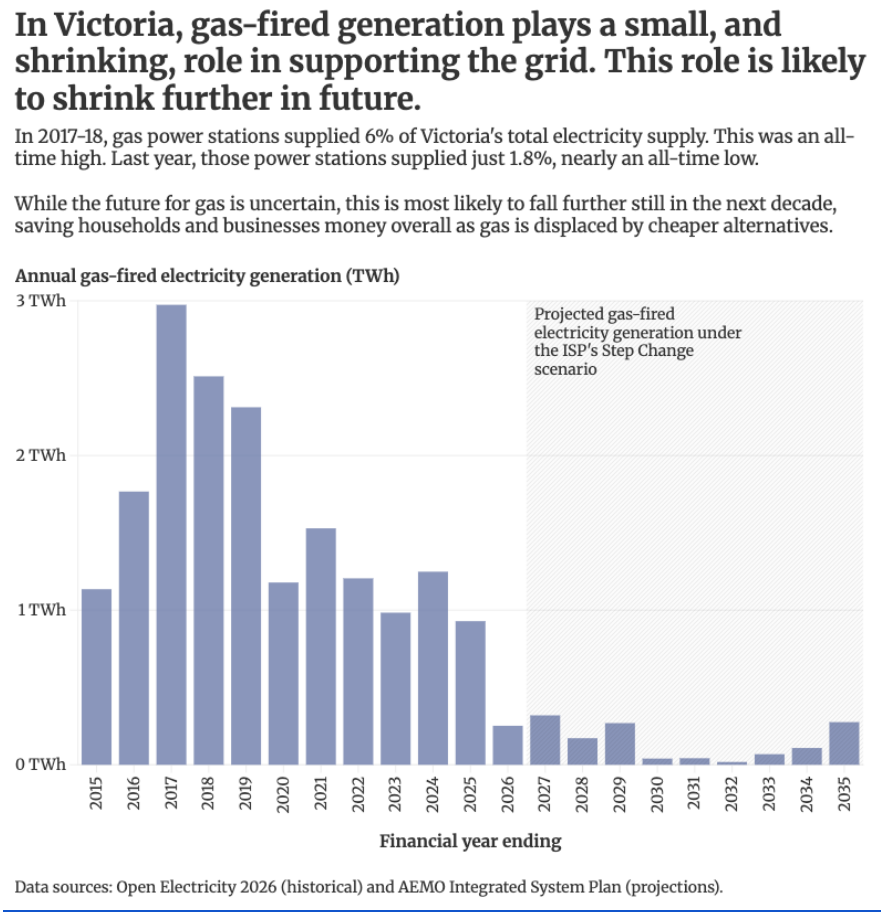


- **Victoria's demand for gas-fired electricity follows the national trend.** Demand peaked in 2017–18 after the closure of Hazelwood coal power station. It has fallen steadily since and recently hit its lowest point in almost 15 years.[20] In the last financial year, gas-fired electricity met just 1.8% of the state's electricity needs.[20]

- **The future of gas-fired electricity in Victoria is uncertain, but relying on it will drive up prices for households and businesses.** The wholesale cost of power in Victoria is the lowest in the country, and exceptionally low by global standards.[21] Gas is among the most expensive forms of electricity generation, and periods of heavy gas use line up with high electricity prices.[22] The Australian Energy Market Operator expects gas

to keep playing a very small role in Victoria's electricity supply if current policies remain the same.[23]

- **Large and small batteries are destroying gas's market share far faster than expected, and saving Victorians money as a result.** Because batteries provide cheaper, more responsive supply than gas power stations, they fill the role gas once played in covering short-term gaps in the state's electricity supply.[22] As more batteries come online, they reduce demand for gas during expensive, peak periods.[22] This reduces the state's reliance on one of the most expensive forms of electricity generation.
- **Victoria may see a short-term increase in gas-fired electricity after Yallourn closes in 2028 – and the faster we build, the less we'll need it.** Every wind farm, solar farm and battery that comes online before 2028 reduces how much expensive gas Victoria has to burn when Yallourn goes.[23] That makes speeding up the build-out the single best way to protect households from higher bills.
- **New gas power stations are slow to build.** Global demand for gas generators has surged, driven by data centres.[24] This has led to widespread supply shortages.[25,26] Turbines ordered today are not expected to be delivered until well into the next decade.[25–27] Construction and commissioning then take at least another year. This means a new gas power station is unlikely to arrive before the looming electricity supply crunch.

## Bibliography

1.Department of Climate Change, Energy, Environment and Water. *Australian Energy Update.* https://www.energy.gov.au/publications/australian-energy-update-2026 (2026).

2.Australian Academy of Technological Sciences and Engineering. *Technology in Australia 1788 – 1988*. https://www.austehc.unimelb.edu.au/tia/titlepage.html (2001).

3.Australian Energy Market Operator. *Gas Bulletin Board.* https://www.aemo.com.au/energy-systems/gas/gas-bulletin-board-gbb (2026).

4.Institute for Energy Economics & Financial Analysis. Australian Gas and LNG Tracker. https://ieefa.org/australian-gas-and-lng-tracker (2026).

5.Australian Energy Market Operator. *Victorian Gas Planning Report Update.* https://www.aemo.com.au/energy-systems/gas/gas-forecasting-and-planning/victorian-gas-planning-report (2026).

6.Australian Energy Market Operator. *Gas Statement of Opportunities.* https://www.aemo.com.au/energy-systems/gas/gas-forecasting-and-planning/gas-statement-of-opportunities-gsoo (2026).

7.Parliament of Victoria. *Inquiry into Onshore Unconventional Gas in Victoria.* https://www.parliament.vic.gov.au/get-involved/inquiries/inquiry-into-unconventional-gas-in-victoria5/ (2015).

8.Bioregional Assessments. *Resource Assessment for the Gippsland Basin Bioregion: Available Coal and Coal Seam Gas Resources*. https://www.bioregionalassessments.gov.au/assessments/12-resource-assessment-gippsland-basin-bioregion/121-available-coal-and-coal-seam-gas-resources (2016).

9.Geoscience Australia. *Australian Energy Commodity Resources*. https://www.ga.gov.au/aecr2026 (2026).

10. Department of Energy Environment and Climate Action. *Restart of Onshore Conventional Gas Industry in Victoria*. https://resources.vic.gov.au/our-priorities/past-projects/onshore-conventional-gas-restart (2021).

11. Victorian Premier's Office. *Enshrining Victoria's Ban On Fracking Forever*. https://www.premier.vic.gov.au/enshrining-victorias-ban-fracking-forever (2021).

12. *The Science of Victorian Brown Coal*. (Butterworth-Heinemann, 1991). doi:10.1016/B978-0-7506-0420-8.50006-3.

13. Mutton, A. J. *Queensland Coals: Physical Properties, Colliery and Company Information*. (2003).

14. Department of Climate Change, Energy, Environment and Water. *Coal and Coal Seam Gas - About*. https://www.dcceew.gov.au/water/coal-and-coal-seam-gas/about (2021).

15. Zhao, L. & You, G. Brown Coal in Victoria, Australia and Maddingley Brown Coal Open Cut Mine Batter Stability. *J. Civ. Eng. Constr.* **9**, 109–118 (2020).

16. Victorian Audito-General's Office. *Unconventional Gas: Managing Risks and Impacts*. https://www.audit.vic.gov.au/report/unconventional-gas-managing-risks-and-impacts (2015).

17. Australian Energy Regulator. *Gas Market Prices*. https://www.aer.gov.au/industry/registers/charts/gas-market-prices (2026).

18. Essential Services Commission. *Retail Energy Offers and Competition Reporting*. https://www.esc.vic.gov.au/electricity-and-gas/victorian-energy-market-reporting-hub/retail-energy-offers-and-competition-reporting (2026).

19. Institute for Energy Economics & Financial Analysis. *Electrification Saves Victorians $185m in Three Years*. https://ieefa.org/resources/electrification-saves-victorians-185m-three-years (2026).

20. The Superpower Institute. Open Electricity. http://openelectricity.org.au (2026).

21. Cropp, R. It might not feel like it, but our power is among the world's cheapest. *Australian Financial Review* (2026).

22. Australian Energy Market Operator. Quarterly Energy Dynamics (QED). https://www.aemo.com.au/energy-systems/major-publications/quarterly-energy-dynamics-qed (2026).

23. Australian Energy Market Operator. *Integrated System Plan*. https://www.aemo.com.au/energy-systems/major-publications/integrated-system-plan-isp (2026).

24. Ford, N. Dash for small gas turbines set to impact data center costs. *Reuters* (2026).

25. BloombergNEF. *Global Gas Turbine Manufacturing Outlook: Crunch, for Now*. https://about.bnef.com/insights/industry-and-buildings/global-gas-turbine-manufacturing-outlook-crunch-for-now/ (2026).

26. Noble, B. 5-year waits and rising costs: How demand is redefining the gas turbine market | Utility Dive. (2026).

27. Rochas, A. F. Power developers adapt gas turbine strategies to mitigate tight supply. *Reuters* (2026).

# Briefing note

November 2026

# Bill shocks and blackouts: The impact of gas, nuclear and coal on Victoria's energy costs and security

## Nuclear

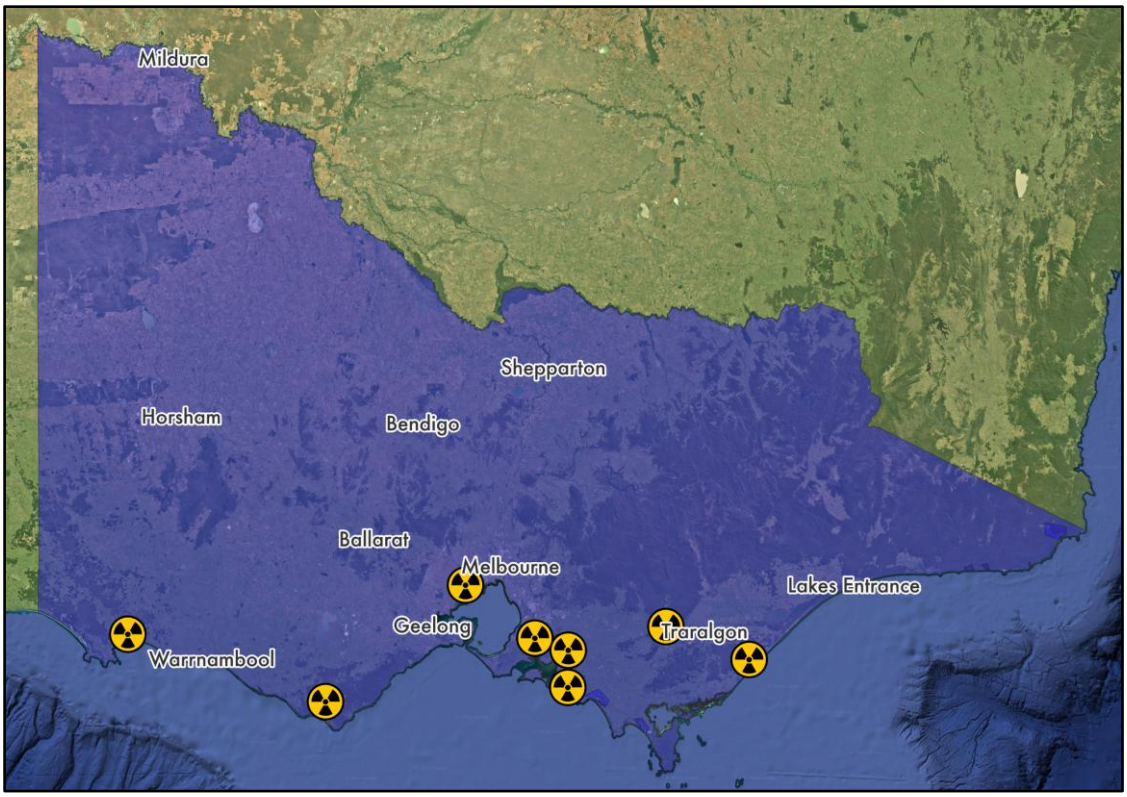


Possible sites for nuclear power in Victoria. (Based on information provided by nuclear advocacy group Nuclear for Climate)

| Members of each household | 1 | 2 | 3 | 4 | 5+ |
|---|---|---|---|---|---|
| Expected annual electricity bill with nuclear | $1,741 | $2,563 | $2,667 | $2,984 | $3,658 |
| Increase from status quo | +$478 (+38%) | +$783 (+44%) | +$822 (+45%) | +$939 (+46%) | +$1,190 (+48%) |

Minimum bill shock for Victorian households under a nuclear-first transition plan. (IEEFA 2024[9])

## Key facts

1. **New nuclear power is expensive, and the first Australian nuclear reactors will be especially so. Under a nuclear-first transition plan, Victorians can expect their electricity bills to rise by at least 38% – $939 per year for a four-person household – though the true figure is likely far higher.**

2. **Victoria has no uranium reserves, and Australia is missing every other part of the nuclear energy supply chain. These are banned at both federal and state level, so state action alone is not enough.**

3. **Victoria faces a looming electricity supply crisis in the next two years. New nuclear energy cannot solve the supply issues Victoria faces today. Including the time needed to lift both state and federal bans, nuclear power will take at least 20 years to build.**

4. **Australia has never built a nuclear power station, and has little of the necessary expertise. Even if nuclear were desirable, the one-two punch of global skills shortages in the sector and the requirement for workers to obtain necessary Australian security clearances would mean Australia couldn't even import the workforce from overseas.**

## There is no nuclear power industry in Australia. There is no way to create one before 2046.

- **Nuclear energy is currently banned at both federal and state level.** A new Victorian government cannot overturn bans set by the federal government, and industry will not invest until it is certain bans will not be reinstated after the next election.

- **There is no established nuclear power industry in Australia, and never has been.** While Australia has mined and exported uranium since the Second World War,[1] the country has never operated a nuclear power station.[2] Australia's only reactor, a small one at Lucas Heights in New South Wales is used only for research and making medical isotopes.[3]

- **Australia lacks the skilled workforce needed to develop a nuclear power industry.** Australia's first dedicated nuclear engineering degree began this year at the University of New South Wales.[4] Its first students have not yet even studied 'Introduction to Atomic Energy'.[4] Even if nuclear were desirable, we cannot import the skilled workers from overseas either. Security clearances require Australian citizenship and qualified nuclear engineers are already in short supply. Together, this would make building the industry here impossible.[5]



- **Victoria has no uranium supply.** Australia's three existing uranium mines are all in South Australia.[6] While there are other known uranium reserves in Australia that are not being mined, none are in Victoria.[6] This means Victoria would always rely on fuel from elsewhere.

- **Nuclear power stations are exceptionally slow to build.** Victoria faces a looming electricity supply crisis within two years, as Yallourn power station – the first of Victoria's three scheduled coal-fired power station closures – comes offline. Recent nuclear power stations built in developed countries with established nuclear industries have taken at least 17 years from design to first commercial operation.

| Name | Design stage | Unit operating | Time taken |
|---|---|---|---|
| **Hinkley Point C (UK)** | September 2007 | Sometime in 2030 (not yet complete) | 23 years (current estimate) |
| **Flamanville 3 (France)** | November 2004 | December 2024 | 20 years |
| **Vogtle 4 (USA)** | August 2006 | April 2024 | 18 years |
| **Vogtle 3 (USA)** | August 2006 | July 2023 | 17 years |
| **Olkiluoto 3 (Finland)** | May 2002 | April 2023 | 21 years |

Data source: Original compilation, based on government approval and company documents.

- **International experience in similar developed countries likely overstates how quickly Victoria could build a new nuclear power station.** All five examples above – as their unit numbers and letters show – were new units built on sites that already hosted nuclear reactors. All were in countries with an established nuclear power industry, where such developments were not banned when design began. Inexperience, workforce constraints, questions of social licence and the need to overturn state and federal bans means the Victorian experience will almost certainly be slower still.

- **Victoria – and Australia as a whole – lacks the infrastructure for every stage of the nuclear fuel cycle beyond mining, and are banned by multiple levels of government.** While Australia mines limited volumes of uranium,[6] it lacks facilities for every other part of the fuel cycle. After ore is mined, it must be enriched at one facility, then made into fuel rods at another, then after being used in the reactor, it must be safely stored in a nuclear waste facility.[7] None of these exist in Australia. Fuel rods for the Lucas Heights reactor are imported from France and the US.[8]

- **Repealing the ban isn't enough to get nuclear power built.** Policy uncertainty further undermines the business case for nuclear power. With a 20-year wait between design and first income, and very high costs, developers need exceptional certainty that their projects will be built. The lack of bipartisan support for nuclear energy means there is no prospect of developers establishing themselves in Australia in the near term.

## Nuclear power will add extraordinary costs to Victorian electricity bills.

- **Nuclear will add an astounding burden to Victorians' energy bills.** Based on recovery costs of recent nuclear power stations built in other Western countries, a 2024 analysis by the Institute for Energy Economics and Financial Analysis (IEEFA) found that adding nuclear to the energy mix in Victoria would add an average of more than 40% to Victorians' electricity bills, with the hardest hit to fall on larger households.[9] These figures are conservative, and based on plant costs in countries that – unlike Australia – already have a nuclear industry.[9] The full table is contained on the first page of this briefing.

- **Nuclear energy has been assessed by many independent sources as the most expensive form of new generation in Australia.** These assessments show nuclear power is at least two or three times the cost of firmed renewable energy.[10–12] This holds even when the cost of new transmission lines and other supporting infrastructure is included for wind and solar and ignored for nuclear.[10]

- **Nuclear would blow up Victoria's economy.** Research from 2025 looked at the national picture rather than Victoria alone, but it is a useful guide. Pursuing nuclear power in Australia would mean a vast loss of productivity, more reliance on expensive gas for electricity and lost opportunities for green exports.[13] For example, high energy prices from nuclear would risk industries such as the Portland aluminium smelter. Nationally, the research found this would mean a $4.3–5.2 trillion hit to the economy by 2050.[13] Victoria would bear its share of this.

- **While nuclear power stations are expensive to build, the cost of uranium ore has also tripled since 2017.** Uranium ore sold for US$22 a pound at the start of 2017.[14] It has more recently been selling at US$72 a pound.[14] This tripling of fuel costs is part of a long-term upward trend, and future increases would flow through to Victorian households and businesses paying for nuclear power.

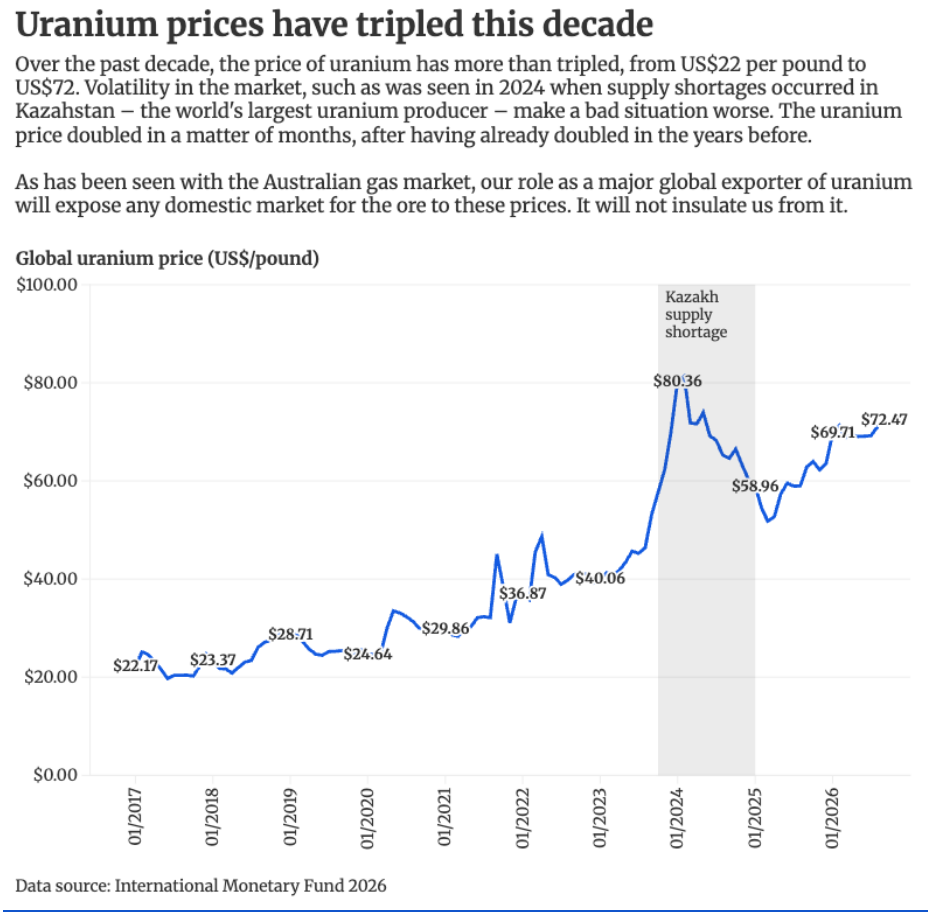


- **Nuclear power is ill-suited to Victoria's modern, flexible and responsive power system, where wind, solar and storage drive the daily cycle.** Modern nuclear power stations are more flexible than older generations. However, like coal power in Victoria today they are still slow to adjust. Alongside safety, reliability and age, a major reason for the looming closure of coal power in Victoria is that these power stations struggle to make money in a 21st century grid. Like coal, nuclear power will struggle to pay for itself in a modern grid.[10,15]

- **Small modular reactors (SMRs) remain largely unproven and cost more than any other form of electricity available globally.** Only two such reactors have been built worldwide,[16] and while the idea is that they can readily be mass-produced to reduce costs, neither design has been replicated. They are also expected to generate two to 30 times more nuclear waste than traditional reactors.[17]

- **The distraction of nuclear energy does nothing to address the supply crisis here and now.** Victoria faces an electricity supply crisis now, with the first of three major coal power station closures scheduled for 2028. This closure is inevitable as Yallourn's operator has already retired essential equipment from the power station's mine.[18] With construction lead times of more than 20 years once the need to lift bans is factored in, nuclear power cannot fix an issue that will be here in two.

## Bibliography


1.Parliamentary Research Service (Commonwealth). *Australia's Uranium Mines: Past and Present*. https://www.aph.gov.au/Parliamentary_Business/Committees/Senate/Former_Committees/uranium/report/c07 (1997).

2.Parliamentary Research Service (Commonwealth). *Australian Electricity Options: Nuclear*. https://www.aph.gov.au/About_Parliament/Parliamentary_departments/Parliamentary_Library/Research/Research_Papers/2020-21/AustralianElectricityOptionsNuclear (2020).

3.ANSTO. Nuclear facts. https://www.ansto.gov.au/education/nuclear-facts (2026).

4.UNSW Sydney. Bachelor of Engineering (Honours) (Nuclear Engineering). https://www.unsw.edu.au/study/undergraduate/bachelor-of-engineering-honours-nuclear-engineering (2026).

5.Williams, E. *Building a Nuclear Workforce: A Whole-of-Nation Challenge*. https://www.nuclearaustralia.org.au/wp-content/uploads/2025/10/P08_Williams_ANA2025.pdf (2025).

6.Geoscience Australia. *Uranium and Thorium*. https://www.ga.gov.au/aecr2025/uranium-and-thorium (2025).

7.World Nuclear Association. Nuclear Fuel Cycle Overview. https://world-nuclear.org/information-library/nuclear-fuel-cycle/introduction/nuclear-fuel-cycle-overview (2026).

8.ANSTO. OPAL Reactor Fuel Shipment. https://www.ansto.gov.au/news/opal-reactor-fuel-shipment (2021).

9.Institute for Energy Economics & Financial Analysis. *Nuclear in Australia Would Increase Household Power Bills*. https://ieefa.org/resources/nuclear-australia-would-increase-household-power-bills (2024).

10. CSIRO. *GenCost 2025-26*. https://www.csiro.au/en/research/technology-space/energy/Electricity-transition/GenCost (2026).

11. Egis. *Levelised Cost of Electricity Review*. https://cleanenergycouncil.org.au/news-resources/levelised-cost-of-electricity-review (2024).

12. Select Committee on Nuclear Energy. *Interim Report for the Inquiry into Nuclear Power Generation in Australia*. https://www.aph.gov.au/Parliamentary_Business/Committees/House/Former_Committees/Select_Committee_on_Nuclear_Energy/Nuclearpower/Interim_report_for_the_inquiry_into_nuclear_power_generation_in_Australia (2025).



13. Climate Energy Finance. *The LNP Nuclear Policy Will Cost the Australian Economy at Least $4.3 Trillion by 2050*. https://climateenergyfinance.org/wp-content/uploads/2025/04/fnLNP-nuclear-policy-will-cost-the-Australian-economy-at-least-4.3-trillion-by-2050.pdf (2025).

14. International Monetary Fund. *IMF Primary Commodity Prices*. https://www.imf.org/en/research/commodity-prices (2026).

15. Australian Energy Market Operator. *Integrated System Plan*. https://www.aemo.com.au/energy-systems/major-publications/integrated-system-plan-isp (2026).

16. Larson, A. A Closer Look at Two Operational Small Modular Reactor Designs. *POWER Magazine* https://www.powermag.com/a-closer-look-at-two-operational-small-modular-reactor-designs/ (2024).

17. Krall, L. M., Macfarlane, A. M. & Ewing, R. C. Nuclear waste from small modular reactors. *Proc. Natl. Acad. Sci.* **119**, e2111833119 (2022).

18. Ryan Cropp. Yallourn operator locks in 2028 exit as mine wind-down begins. *Australian Financial Review* (2026).

# Briefing note

November 2026

# Bill shocks and blackouts: The impact of gas, nuclear and coal on Victoria's energy costs and security

## Coal

### Victorian coal closure will happen in this term of government, regardless of the election result

The first of Victoria's three large coal-fired power stations will close in this next parliamentary term, regardless of who forms government. Energy Australia, which owns Yallourn power station, has already decommissioned essential mining equipment at the power station's integrated mine.

The next closure will follow soon after, with Loy Yang A currently scheduled to close in 2035. The may happen sooner, with a partial closure possible as soon as 2031.

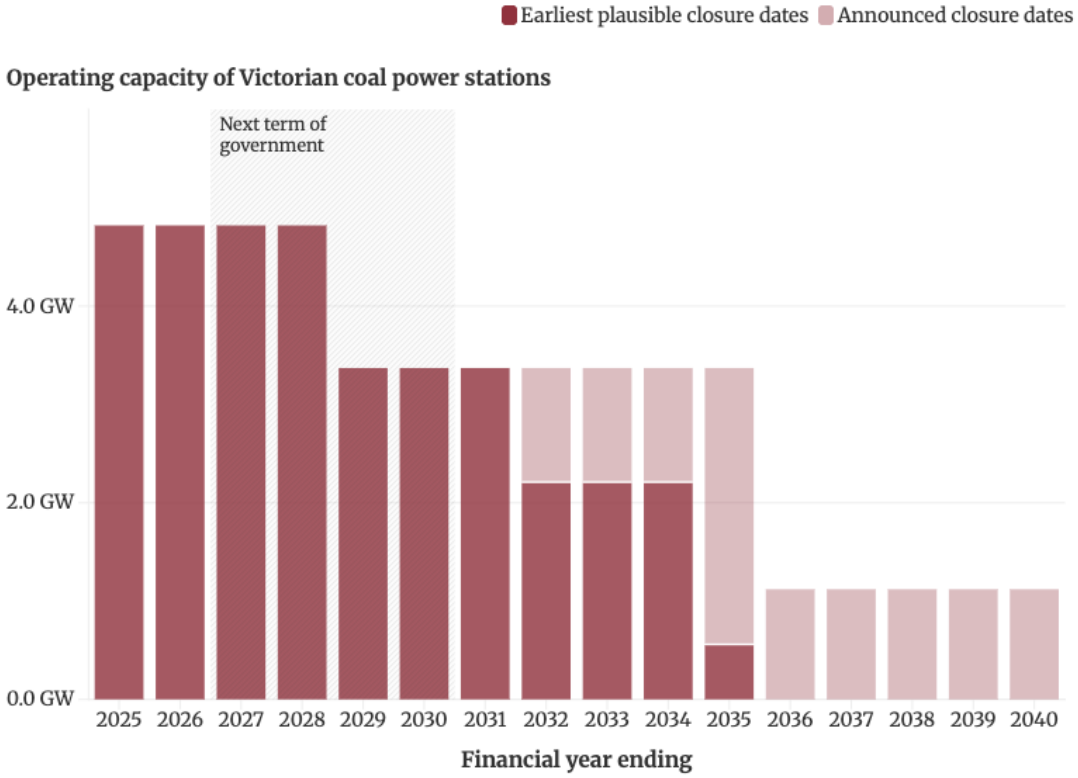


Data source: AEMO Generation information data sheet 2026 and Integrated System Plan 2026 (step change scenario).

## Key facts

1. **Delaying the closure of Victoria's brown coal-fired generators will add an enormous burden to Victorians' electricity bills. Research by engineering consultancy Jacobs found that delaying coal closure would cost Victorians between $408 and $614 a year by 2030. This means retail bills rising by between 32% and 48%.**

2. **Yallourn power station will close on time, in under two years. Essential equipment from the power station's mine has already been retired, and its owner has other plans for the site. The closure date is now effectively locked in.**

3. **Victoria's coal power stations are the oldest in the country, and increasingly unreliable and unsafe as they age. Old coal power stations constantly break down and are often unavailable to provide electricity when they are most needed. Over the last summer – the peak time for electricity demand in Australia – an average of a quarter of Victoria's coal fleet was offline at any given time.**

## Victoria's coal-fired power stations are old, unreliable, unsafe – and are closing.

- **The age of cheap, reliable coal in Victoria has come to an end.** Twelve years ago, Victoria had six brown coal power stations.[1] These supplied 85–90% of Victoria's annual electricity and made the state an exporter of electricity to neighbouring states.[1] Today, three of these power stations have closed, brown coal provides about half of the state's electricity, and Victoria still exports energy interstate.[1]

- **Victorian coal is the wettest, lowest quality and dirtiest in the country.** Victoria's coal power stations run on lignite, or brown coal, from the Latrobe Valley.[2] Lignite is a very wet, young coal. When mined, about two-thirds of the weight of Latrobe Valley's brown coal is water.[3,4] This must all be burned off before it can produce useful energy.[3,4] This makes Victorian brown coal an exceptionally inefficient electricity source. In comparison, bituminous black coal from New South Wales is just 10% water,[5] and produces two to three times more energy.[6]

- **Yallourn will close on schedule, regardless of politics.** Whatever positions parties take to the Victorian 2026 election, there is little chance the closure date will move. The power station's owner, EnergyAustralia, has already started retiring essential equipment from the mine,[7] and the power station's availability is around 66% due to constant outages.[8] The company has made firm alternative arrangements for electricity generation and storage on the site.[9]



- **Victoria's coal fleet is increasingly old and unreliable.** Victoria's three coal power stations are made up of 10 generating units. The average age of these units is now over 40 years, and the oldest are over 50. As coal power stations age, they become more unreliable and unsafe to operate. Since 2000, 13 coal power stations in Australia have closed with an average age of 42 years at closure.[10] Six out of Victoria's 10 units are 42 or older. All will be older than 42 at their currently scheduled closure, some dramatically so.

| Name | Size | Start | Current age | Age at scheduled closure date |
|---|---|---|---|---|
| **Yallourn 1** | 350 MW | 1973 | 53 years | 55 years |
| **Yallourn 2** | 350 MW | 1975 | 51 years | 53 years |
| **Yallourn 3** | 375 MW | 1981 | 45 years | 47 years |
| **Yallourn 4** | 375 MW | 1984 | 42 years | 44 years |
| **Loy Yang A 1** | 560 MW | 1984 | 42 years | 51 years |
| **Loy Yang A 2** | 530 MW | 1984 | 42 years | 51 years |
| **Loy Yang A 3** | 560 MW | 1987 | 39 years | 48 years |
| **Loy Yang A 4** | 560 MW | 1987 | 39 years | 48 years |
| **Loy Yang B 1** | 600 MW | 1993 | 33 years | 54 years |
| **Loy Yang B 2** | 600 MW | 1996 | 30 years | 51 years |

Data source: Original compilation from historical documents. Unit capacity from AEMO Generation Information workbooks.[11]

- **Old coal power stations don't provide electricity when you need it most.** Victoria's oldest brown coal power station – also the first slated to close – is its least reliable.[8] During the critical summer period when electricity demand is at its highest, Yallourn was only available two-thirds of the time across its four units this past year.[8,12] Maintenance overruns meant the 51-year-old Yallourn 2 unit was only available for 10% of the summer.[8] Most of its time offline was unscheduled. An average of a quarter of Victoria's coal fleet was offline at any given time during the most recent summer.[12]

- **Ageing coal power stations constantly break down.** In the past 12 months, units at Victorian coal power stations unexpectedly tripped offline 19 times – more than once a month.[13] More than half of these failures were during summer, when reliable electricity is needed most.[13]

- **Yallourn is increasingly unsafe.** The table below shows some of the major safety incidents at Yallourn in the past decade. Many more are likely to have occurred without being publicly-disclosed. Keeping Yallourn open beyond its current closure date would put workers' lives at risk.

| Date | Details |
|---|---|
| Nov 2018 | 54-year-old Graeme Edwards is killed while skillfully performing routine maintenance at Yallourn. Graeme died after exposure to an arc flash explosion that – at 20,000°C – burned through his protective equipment. |
| Mar 2021 | Explosion and subsequent fire at a fuel mill flings heavy metal debris 20 metres across the site. No-one is injured. |
| Nov 2021 | A fire breaks out while maintenance crews work on rusted coal transfer chutes in a fuel distribution house. No-one is injured. |
| Mar 2022 | Fire breaks out in a coal bunker supplying units 3 and 4, taking the power station entirely offline. No-one is injured. |
| Jul 2023 | A 2.5-tonne metal hangar collapses from the ceiling of one of the power station's large boiler rooms. No-one is injured. |
| Jun 2025 | A metres-wide air duct detaches from the ceiling during maintenance of unit 3, taking the unit offline for weeks. No-one is injured. |

Data source: Original compilation from media reporting and WorkSafe media releases.

## Extending coal power stations will cost Victorians in multiple ways.

- **Extending coal power stations makes all other energy investment harder.** Investors in the Australian energy industry have identified uncertainty about the closure dates of coal power stations as one of the biggest barriers to delivering projects.[14] Investors will keep their distance from the Victorian electricity market if they are unsure when coal will close.



- **Extending coal power stations will cost Victorians.** Research by engineering consultancy Jacobs found that a delayed transition away from coal would cost Victorian consumers between $408 and $614 a year by 2030, with the higher figure including the costs of increasingly likely coal power station failures.[15] This amounts to an increase in retail bills of between 32% and 48%.[15]

- **Maintaining old coal power stations is expensive.** As coal power stations age, maintenance costs rise sharply. These costs are ultimately passed on to consumers. Victoria's coal power stations are all privately owned, so we have little insight into maintenance costs. However, for a sense of scale, Queensland recently allocated $1.8 billion for maintenance of its government-owned fleet.[16] Queensland's fleet averages just under 30 years old.

## Bibliography


1.The Superpower Institute. Open Electricity. http://openelectricity.org.au (2026).

2.Geoscience Australia. Coal. https://www.ga.gov.au/education/minerals-energy/australian-energy-facts/coal (2025).

3.Barton, C. M., Gloe, C. S. & Holdgate, G. R. Latrobe Valley, Victoria, Australia: A world class brown coal deposit. *Int. J. Coal Geol.* **23**, 193–213 (1993).

4.Bioregional Assessments. *Resource Assessment for the Gippsland Basin Bioregion: Available Coal and Coal Seam Gas Resources*. https://www.bioregionalassessments.gov.au/assessments/12-resource-assessment-gippsland-basin-bioregion/121-available-coal-and-coal-seam-gas-resources (2016).

5.Williams, D. & Whitton, S. *Improving the Control of Product Coal Moisture Based on Unsaturated Soil Mechanics Principles*. https://www.acarp.com.au/abstracts.aspx?repId=C15061 (2008).

6.Department of Climate Change, Energy, Environment and Water. National Greenhouse Accounts Factors. https://www.dcceew.gov.au/climate-change/publications/national-greenhouse-accounts-factors-2026 (2026).

7.Ryan Cropp. Yallourn operator locks in 2028 exit as mine wind-down begins. *Australian Financial Review* (2026).

8.Reliability Watch. *Reliability Watch Summer Report*. https://assets.nationbuilder.com/queenslandconservation/pages/5629/attachments/original/1773710429/Reliability-Watch-summer-report-March-2026-web.pdf (2026).

9.Burgess, K. EnergyAustralia holds firm on Yallourn closure date. (2026).

10. Institute for Energy Economics & Financial Analysis. Delaying coal power exits: A risk we can't afford. https://ieefa.org/resources/delaying-coal-power-exits-risk-we-cant-afford (2024).

11. Australian Energy Market Operator. Generation information. https://www.aemo.com.au/energy-systems/electricity/national-electricity-market-nem/nem-forecasting-and-planning/forecasting-and-planning-data/generation-information.

12. Environment Victoria. *Coal Breakdowns and Maintenance Overruns Demonstrate the Need to Urgently Ramp up Renewables and Close Coal in Victoria*.



https://environmentvictoria.org.au/2026/03/18/coal-breakdowns-and-maintenance-overruns-demonstrate-the-need-to-urgently-ramp-up-renewables-and-close-coal-in-victoria/ (2026).

13. Queensland Conservation Council, Nature Conservation Council, & Environment Victoria. Reliability Watch. https://www.reliabilitywatch.org.au/ (2026).

14. Clean Energy Investor Group. *Clean Energy Investor Outlook 2026*. https://www.ceig.org.au/clean-energy-outlook-2026/ (2026).

15. Jacobs. *The Impact of a Delayed Transition on Electricity Bills*. https://cleanenergycouncil.org.au/news-resources/the-impact-of-a-delayed-transition-on-electricity-bills (2025).

16. David Janetzki. *Queensland's Energy Generators Deliver Reliability Guarantee*. https://statements.qld.gov.au/statements/105762 (2026).